

ERD28-04 ~ ERD28-08

PRV : 400 - 800 Volts
Io : 1.5 Amperes

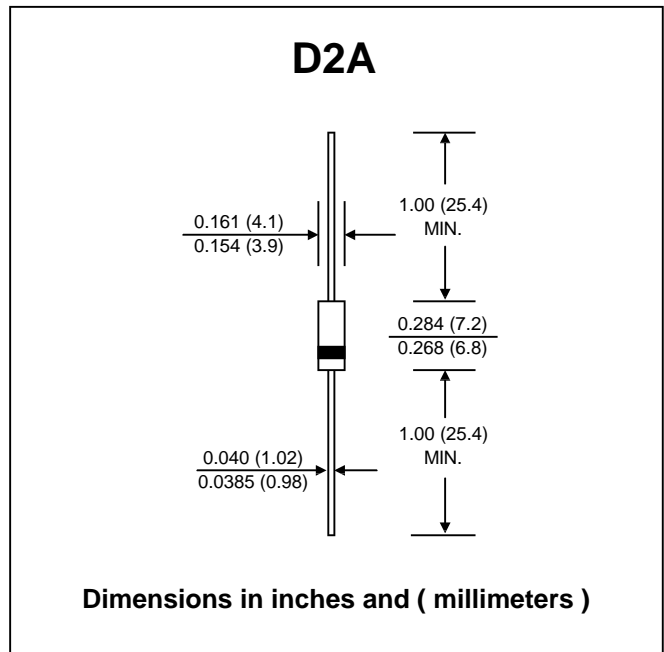
FEATURES :

- * High current capability
- * High surge current capability
- * High reliability
- * Low reverse current
- * Low forward voltage drop
- * Pb / RoHS Free

MECHANICAL DATA :

- * Case : D2A Molded plastic
- * Epoxy : UL94V-O rate flame retardant
- * Lead : Axial lead solderable per MIL-STD-202, Method 208 guaranteed
- * Polarity : Color band denotes cathode end
- * Mounting position : Any
- * Weight : 0.645 gram

FAST RECOVERY RECTIFIER DIODES



MAXIMUM RATINGS AND ELECTRICAL CHARACTERISTICS

Rating at 25 °C ambient temperature unless otherwise specified.

Single phase, half wave, 50 Hz, resistive or inductive load.

For capacitive load, derate current by 20%.

RATING	SYMBOL	ERD28-04	ERD28-06	ERD28-08	UNIT
Maximum Repetitive Peak Reverse Voltage	V_{RRM}	400	600	800	V
Maximum Average Forward Current	$I_{F(AV)}$	1.5			A
Maximum Peak Forward Surge Current (Sine wave, 10 ms)	I_{FSM}	70			A
Maximum Forward Voltage at $I_F = 1.5$ A	V_F	1.1			V
Maximum Repetitive Peak Reverse Current, $V_R = V_{RRM}$	I_{RRM}	10			μ A
Maximum Reverse Recovery Time (Note 1)	T_{rr}	400			ns
Junction Temperature Range	T_J	- 40 to + 125			°C
Storage Temperature Range	T_{STG}	- 40 to + 125			°C

Note :

(1) Reverse Recovery Test Conditions : $I_F = 100$ mA, $I_R = 100$ mA.

RATING AND CHARACTERISTIC CURVES (ERD28-04 ~ ERD28-08)

FIG.1 - REVERSE RECOVERY TIME CHARACTERISTIC AND TEST CIRCUIT DIAGRAM

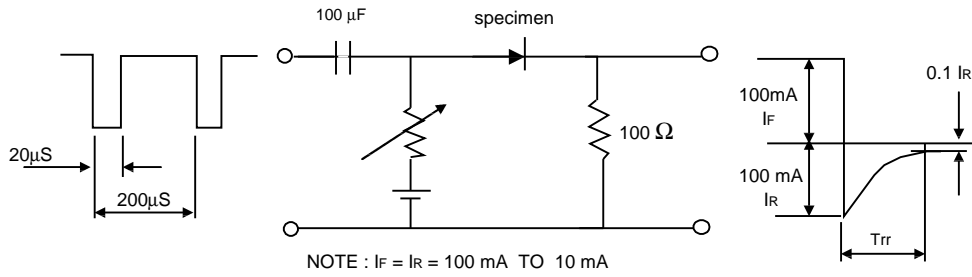


FIG.2 - DERATING CURVE FOR OUTPUT RECTIFIED CURRENT

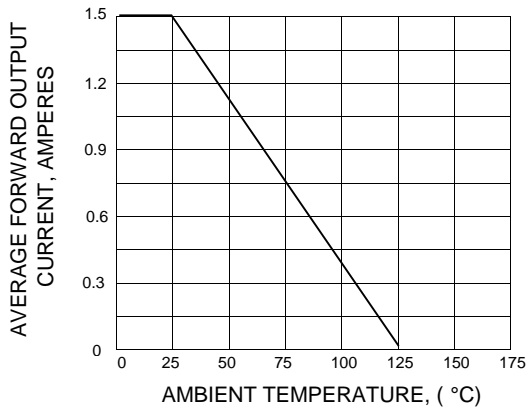


FIG.3 - MAXIMUM NON-REPETITIVE PEAK FORWARD SURGE CURRENT

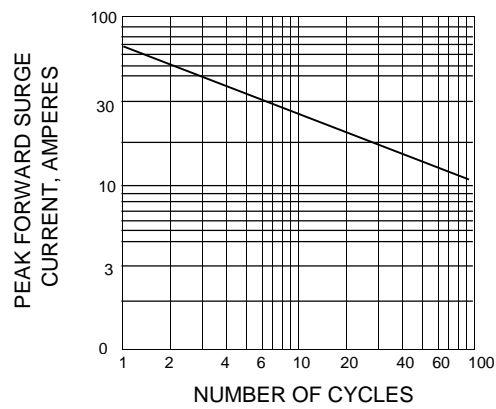


FIG.4 - TYPICAL FORWARD CHARACTERISTICS

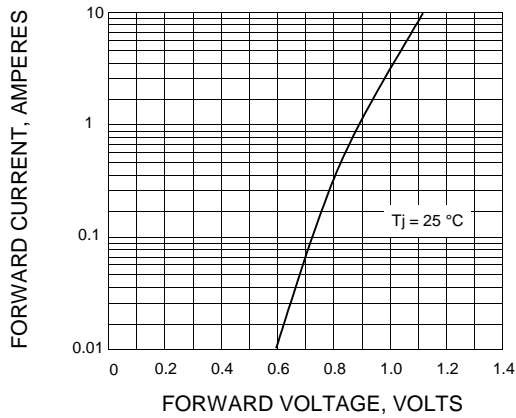


FIG.5 - TYPICAL REVERSE CHARACTERISTICS

